

PCI-AC5, AC5, and G4AC5 Adapter Cards

Features

- Provides direct connection to a wide variety of I/O mounting racks
- Bidirectional I/O lines allow any combination of input and output modules
- Includes six-foot interface cable

Description

The PCI-AC5, AC5, and G4AC5 adapter cards provide an interface between personal computers and Opto 22 digital I/O mounting racks, for direct connection to input/output points.

- The **AC5** and **G4AC5** are compatible with ISA bus-based PCs and can control up to 24 I/O points on a single mounting rack.
- The **PCI-AC5** is compatible with computers that feature a 33 MHz Peripheral Component Interconnect (PCI) bus. With two 50-wire ribbon cable interfaces, it can control up to 48 I/O points (24 per rack).

The PCI-AC5 offers expanded operation with the faster PCI interface, using high-speed 32-bit memory access for high throughput. The PCI-AC5 is about 100 times as fast as the AC5 in accessing I/O using the free Opto 22 PCI-AC5/AC5 Toolkit. The PCI-AC5 also has jumperless configuration and four LEDs for debugging or indicating application status.


Cables

Six-foot ribbon cables are supplied with each adapter card to connect the card to the I/O rack. The PCI-AC5 comes with two 50-wire ribbon cables with header connectors. Edge-connector cables are available for purchase if needed.

The G4AC5 and AC5 part numbers include identical adapter cards but come with different cables. The cable included with the G4AC5 connects the card to racks with header connectors (such as the G4PB24). The cable included with the AC5 connects the card to racks with edge connectors (such as the PB16A). For complete rack compatibility information, see [page 2](#).

LEDs

The AC5 and G4AC5 cards include one LED that flashes to indicate activity (reading from or writing to the card). The PCI-AC5 card includes four LEDs that can be used for debugging or indicating application status.



PCI-AC5 Adapter Card

Developer Toolkit

Free with all three adapter cards is the PCI-AC5/AC5 Toolkit. The toolkit is included on the Opto 22 Adapter Card Toolkits CD (part number ADAPTERCARDTOOLKITCD), shipped with the cards, and can also be downloaded from our website, www.opto22.com.

The developer toolkit includes sample applications, utility applications, and the PCI-AC5/AC5 driver for 32-bit Microsoft® Windows®. The toolkit supports both Microsoft Visual Basic® and Visual C++®. Up to 64 AC5/G4AC5 and PCI-AC5 devices are supported by the driver.

For adapter card installation instructions and detailed information on using the toolkit, see Opto 22 form #1211, *PCI-AC5 and AC5 User's Guide*.

Requirements

- See PC bus power requirements in Specifications on [page 2](#).
- For I/O, an external 5 VDC power supply is required at the I/O mounting rack. This power cannot be provided by the adapter card. Opto 22 recommends the use of an Opto 22 SNAP-PS5 or an isolated supply for this purpose.
- A software driver is required to access the adapter card.

Part Numbers

| Part | Description |
|-----------------------|--|
| PCI-AC5 | PCI bus adapter card with two 6-ft. cables to I/O racks with header connectors |
| AC5 | ISA bus adapter card with 6-ft. cable to I/O rack with edge connector |
| G4AC5 | ISA bus adapter card with 6-ft. cable to I/O rack with header connector |
| ADAPTERCARD-TOOLKITCD | PCI-AC5/AC5 Developer Toolkit, including driver and applications |

PCI-AC5, AC5, and G4AC5 Adapter Cards

Specifications

| | PCI-AC5 | AC5 or G4AC5 |
|---|--|--|
| Interface | PCI | ISA |
| I/O points controlled | 48 | 24 |
| Computer compatibility | 32-bit, 33 MHz PCI 2.1 bus | ISA bus |
| Power requirements for card (from the PCI or ISA bus on the PC) | Rev C card*: 5 VDC @ 50 mA and 3.3 VDC @ 250 mA Rev B card*: 5 VDC @ 600 mA | 5 VDC @ 600 mA |
| Toolkit compatibility | Microsoft Windows 95/98/Me, Windows NT/2000/XP | Microsoft Windows 95/98/Me, Windows NT/2000/XP |
| Jumpers | None; PCI configured | Seven, used to configure base address |
| LEDs | Four | One |
| Operating temperature | 0° to 70° C | 0° to 70° C |
| Storage temperature | -30° to 85° C | -30° to 85° C |

* Rev C card shows "PN8939A" on the white label; older Rev B card shows "PN8939".

Rack Compatibility

The following table lists Opto 22 racks that are compatible with the PCI-AC5, AC5, and G4AC5 adapter cards and racks that can be modified to work with these adapter cards.

Warning: DO NOT USE the racks listed as NOT compatible; doing so may cause damage to the computer.

| AC5 Compatible (Edge Connectors) | PCI-AC5 & G4AC5 Compatible (Header Connectors) | PCI-AC5 & G4AC5 Compatible Only if Modified | Not Compatible; DO NOT USE |
|--|--|--|-------------------------------|
| PB8 PB16A PB16C PB24 PB24Q | G4PB8 G4PB16 G4PB24 PB24HQ SNAP-D6M SNAP-D6MC SNAP-D6MC-P SNAP-D12M SNAP-D12MC SNAP-D12MC-P | G4PB16J* G4PB16K* G4PB16L* PB4H* PB8H* PB16H* PB16HC* PB16J* PB16K* PB16L* PB16HQ* SNAP-D8M** SNAP-D8MC** SNAP-D8MC-P** | G4PB8H G4PB16H G4PB16HC |

* Modification required to use these racks: Remove the jumpers to pins 1 and 49. (These jumpers are labeled JP1 and JP2 on racks G4PB16J, G4PB16K, and G4PB16L.) The jumpers can be de-soldered or clipped. **Warning:** If these jumpers are not removed, then the power-on LED will be lit regardless of the actual power status. This can result in a false power-on indication and may cause damage to the computer.

** Modification required to use these racks: Remove the JP1 and JP2 jumpers. **Warning:** Failure to remove the jumpers may cause damage to the computer.

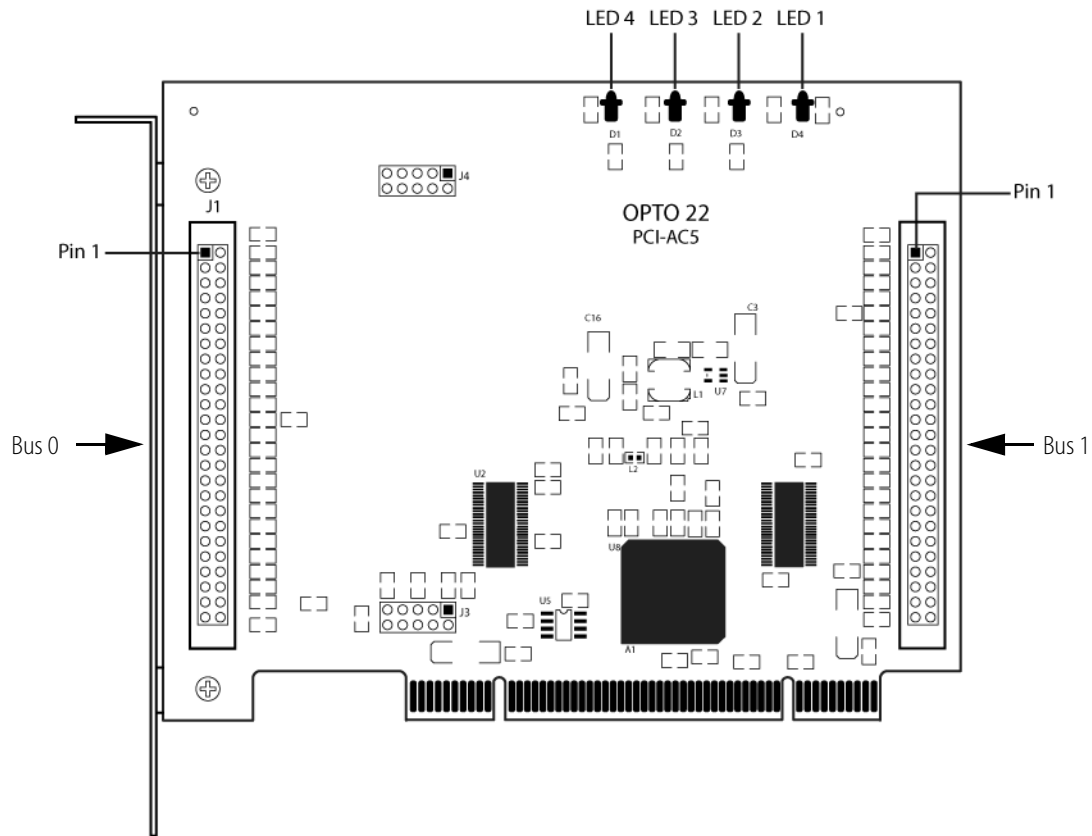
PCI-AC5, AC5, and G4AC5 Adapter Cards

Drawings

PCI-AC5—Rev C Card

Manufactured November 2008 and after. Designation on white label: PN8939A.

Note reversed numbering of LEDs from previous card.

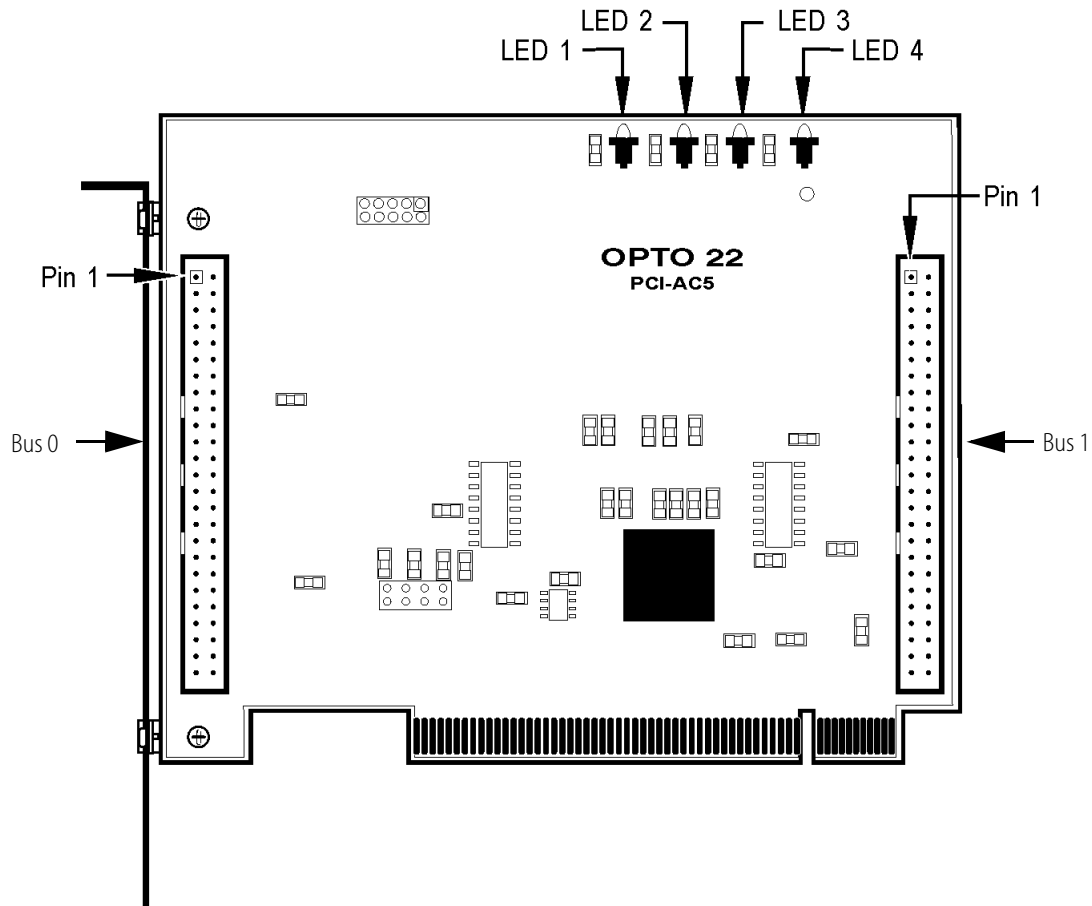


PCI-AC5, AC5, and G4AC5 Adapter Cards

Drawings (continued)

PCI-AC5—Rev B Card

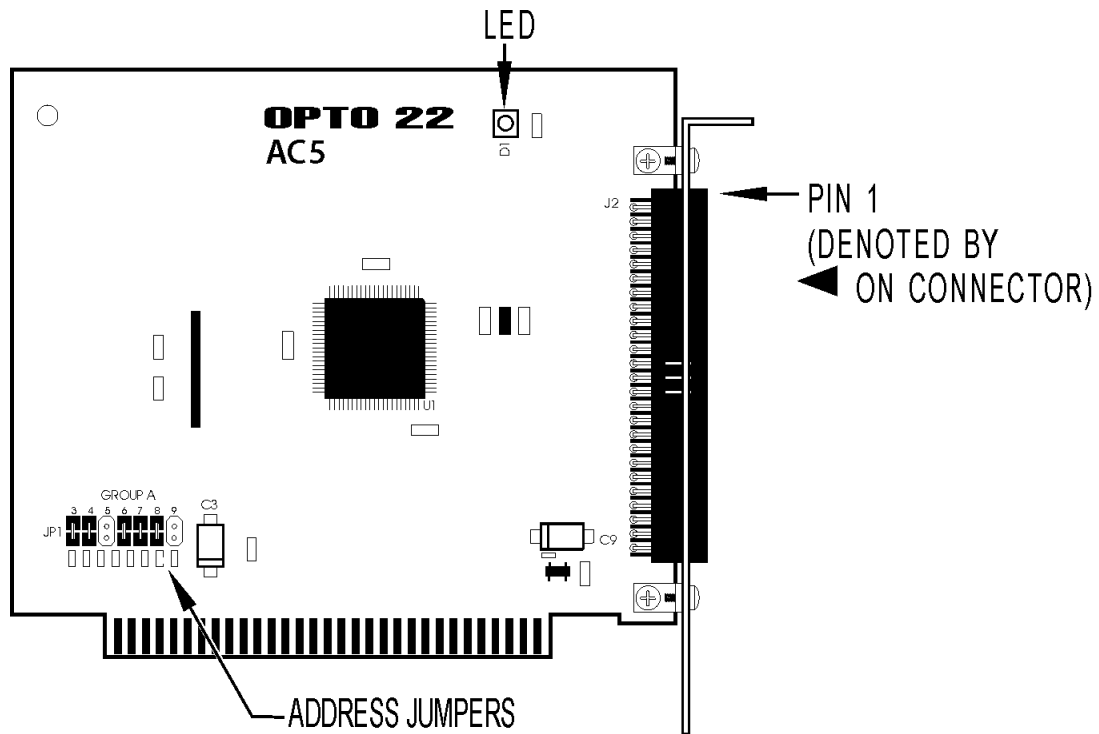
Manufactured before November 2008. Designation on white label: PN8939



PCI-AC5, AC5, and G4AC5 Adapter Cards

Drawings (continued)

AC5 and G4AC5



More About Opto 22

Products

Opto 22 develops and manufactures reliable, flexible, easy-to-use hardware and software products for industrial automation, remote monitoring, and data acquisition applications.

SNAP PAC System

Designed to simplify the typically complex process of understanding, selecting, buying, and applying an automation system, the SNAP PAC System consists of four integrated components:

- SNAP PAC controllers
- PAC Project™ Software Suite
- SNAP PAC brains
- SNAP I/O™

SNAP PAC Controllers

Programmable automation controllers (PACs) are multifunctional, multidomain, modular controllers based on open standards and providing an integrated development environment.

Opto 22 has been manufacturing PACs for many years. The latest models include the standalone SNAP PAC S-series and the rack-mounted SNAP PAC R-series. Both handle a wide range of digital, analog, and serial functions and are equally suited to data collection, remote monitoring, process control, and discrete and hybrid manufacturing.

SNAP PACs are based on open Ethernet and Internet Protocol (IP) standards, so you can build or extend a system without the expense and limitations of proprietary networks and protocols.

PAC Project Software Suite

Opto 22's PAC Project Software Suite provides full-featured and cost-effective control programming, HMI (human machine interface) development and runtime, OPC server, and database connectivity software to power your SNAP PAC System.

These fully integrated software applications share a single tagname database, so the data points you configure in PAC Control™ are immediately available for use in PAC Display™, OptoOPCServer™, and OptoDataLink™. Commands are in plain English; variables and I/O point names are fully descriptive.

PAC Project Basic offers control and HMI tools and is free for download on our website, www.opto22.com. PAC Project Professional, available for separate purchase, adds OptoOPCServer, OptoDataLink, options for Ethernet link redundancy or segmented networking, and support for legacy Opto 22 serial *mistic*™ I/O units.

SNAP PAC Brains

While SNAP PAC controllers provide central control and data distribution, SNAP PAC brains provide distributed intelligence for I/O processing and communications. Brains offer analog, digital, and serial functions, including thermocouple linearization; PID loop control; and optional high-speed digital counting (up to 20 kHz), quadrature counting, TPO, and pulse generation and measurement.

SNAP I/O

I/O provides the local connection to sensors and equipment. Opto 22 SNAP I/O offers 1 to 32 points of reliable I/O per module, depending on the type of module and your needs. Analog, digital, serial, and special-purpose modules are all mixed on the same mounting rack and controlled by the same processor (SNAP PAC brain or rack-mounted controller).

Quality

Founded in 1974 and with over 85 million devices sold, Opto 22 has established a worldwide reputation for high-quality products. All are made in the U.S.A. at our manufacturing facility in Temecula, California. Because we do no statistical testing and each part is tested twice before leaving our factory, we can guarantee most solid-state relays and optically isolated I/O modules for life.

Free Product Support

Opto 22's Product Support Group offers free, comprehensive technical support for Opto 22 products. Our staff of support engineers represents decades of training and experience. Product support is available in English and Spanish, by phone or email, Monday through Friday, 7 a.m. to 5 p.m. PST.

Free Customer Training

Hands-on training classes for the SNAP PAC System are offered at our headquarters in Temecula, California. Each student has his or her own learning station; classes are limited to nine students. Registration for the free training class is on a first-come, first-served basis. See our website, www.opto22.com, for more information or email training@opto22.com.

Purchasing Opto 22 Products

Opto 22 products are sold directly and through a worldwide network of distributors, partners, and system integrators. For more information, contact Opto 22 headquarters at 800-321-6786 or 951-695-3000, or visit our website at www.opto22.com.

www.opto22.com